



# 如何計算 期刊之SJR領域排名



## 1. SCImago Journal Ranking網站 <http://www.scimagojr.com/journalrank.php>

主學科 次領域 出版品類型 SJR年度

共分為27個主學科及334個次領域，故在查詢期刊之領域排名前，需確認該期刊的所屬領域

Title	Type	SJR Index	H Index	Total Docs. (2019)	Total Docs. (3years)	Total Refs. (2019)	Total Cites (3years)	Citable Docs. (3years)	Cites / Doc. (2years)	Ref. / Doc. (2019)
1 CA - A Cancer Journal for Clinicians	journal	88.192 Q1	156	36	129	2924	22644	89	255.73	81.22
2 MMWR. Recommendations and reports : Morbidity and mortality weekly report. Recommendations and reports / Centers for Disease Control	journal	41.022 Q1	138	4	11	144	898	11	52.00	36.00

## 2. 視窗右上角，利用「期刊名」或「ISSN」索引

## 3. 以「International Journal of Production Economics」為例

International Journal of Production Economics

---

Netherlands

Elsevier BV

1 - 1 of 1

## 4. 擇一領域（主學科或次領域）

## 4. 擇一領域（主學科或次領域）

### International Journal of Production Economics

<b>Country</b>	Netherlands		<b>141</b>
<b>Subject Area and Category</b>	<ul style="list-style-type: none"> <li>Business, Management and Accounting</li> <li>Business, Management and Accounting (miscellaneous)</li> <li>Decision Sciences</li> <li>Management Science and Operations Research</li> <li>Economics, Econometrics and Finance</li> <li>Economics and Econometrics</li> <li>Engineering</li> <li>Industrial and Manufacturing Engineering</li> </ul>	<p style="color: red; font-weight: bold;">4個主學科、 4個次領域、 自行擇一</p>	H Index
<b>Publisher</b>	Elsevier BV		
<b>Publication type</b>	Journals	以主學科Economics, Econometrics and Finance為例	
<b>ISSN</b>	09255273		
<b>Coverage</b>	1991-ongoing		
<b>Scope</b>	The International Journal of Production Economics focuses on topics treating the interface between engineering and management. All aspects of the subject in relation to manufacturing and process industries, as well as production in general are covered. The journal is interdisciplinary in nature, considering whole cycles of activities, such as the product life cycle - research, design, development, test, launch, disposal - and the material flow cycle - supply, production, distribution. The ultimate objective of the journal is to disseminate knowledge for improving industrial practice and to strengthen the theoretical base necessary for supporting sound decision making. <a href="#">(source)</a>		

**Quartiles** + -

Business, Management and Accounting (miscellaneous)			
Economics and Econometrics			
Industrial and Manufacturing Engineering			

## 5. 出版品類型 選擇「Journal」並確認

SJR Scimago Journal & Country Rank

Home Journal Rankings Country Rankings Viz Tools Help About Us

Economics, Econometrics and Finance | All subject categories | All regions / countries

Only Open Access Journals  Only SciELO Journals  Only WoS Journals

**限縮 Journals**

- All types
- Journals
- Book Series
- Conferences and Proceedings
- Trade Journals

Download data

1 - 50 of 1111

Title	Type	↓ SJR	H index	Total Docs. (2019)	Total Docs. (3years)	Total Refs. (2019)	Total Cites (3years)	Citable Docs. (3years)	Cites / Doc. (2years)	Ref. / Doc. (2019)
1 <a href="#">Quarterly Journal of Economics</a>	journal	36.220 Q1	246	30	123	1909	2020	119	12.65	63.63
2 <a href="#">Journal of Political Economy</a>	journal	21.239 Q1	179	79	185	4192	1269	145	7.34	53.06

## 6. SJR年度 依出版日期選擇年度並確認

SJR Scimago Journal & Country Rank

Home Journal Rankings Country Rankings Viz Tools Help About Us

Economics, Econometrics and Finance | All subject categories | All regions / countries | Journals

Only Open Access Journals  Only SciELO Journals  Only WoS Journals

Display journals with at least 0

**以2019為例**

- 2019
- 2018
- 2017
- 2016
- 2015
- 2014
- 2013
- 2012

Title	Type	↓ SJR	H index	Total Docs. (2019)	Total Docs. (3years)	Total Refs. (2019)	Total Cites (3years)	Citable Docs. (3years)	Cites / Doc. (2years)	Ref. / Doc. (2019)
1 <a href="#">Quarterly Journal of Economics</a>	journal	36.220 Q1	246	30	123	1909	2020	119	12.65	63.63
2 <a href="#">Journal of Political Economy</a>	journal	21.239 Q1	179	79	185	4192	1269	145	7.34	53.06

Economics, Econometrics and Finance

All subject categories

All regions / countries

Journals

2019

 Only Open Access Journals  Only SciELO Journals  Only WoS Journals

Display journals with at least 0

Citable Docs. (3years)




Apply

下載明細檔案查詢期刊名或ISSN





Download data

51 - 100 of 1111

期刊總數

Title	Type	SJR	H index	Total Docs. (2019)	Total Docs. (3years)	Total Refs. (2019)	Total Cites (3years)	Citable Docs. (3years)	Cites / Doc. (2years)	Ref. / Doc. (2019)	
51 <a href="#">Journal of Development Economics</a>	journal	3.585 Q1	133	89	277	4631	1056	272	3.09	52.03	
52 <a href="#">Entrepreneurship: Theory and Practice</a>	journal	3.566 Q1	140	86	138	7804	1500	122	16.35	90.74	
53 <a href="#">Journal of Financial and Quantitative Analysis</a>	journal	3.503 Q1	110	141	267	5306	878	257	3.17	37.63	

## 6. 「期刊SJR排序」除以「該領域期刊總數」

70	<a href="#">Journal of Environmental Economics and Management</a>	journal	2.393 Q1	111	93	257	4480	1015	253	3.67	48.17	
71	<a href="#">International Journal of Production Economics</a>	journal	2.379 Q1	172	365	879	22647	6779	861	7.02	62.05	
72	<a href="#">Journal of Applied Econometrics</a>	journal	2.379 Q1	92	73	215	2722	601	214	2.36	37.29	
73	<a href="#">Journal of Urban Economics</a>	journal	2.356 Q1	102	44	156	2088	543	156	3.50	47.45	

```
71 70;23352;"Journal of Environmental Economics and Management";journal;"10960
72 71;19165;"International Journal of Production Economics";journal;"09255273";2
73 72;28964;"Journal of Applied Econometrics";journal;"10991255
74 73;24406;"Journal of Urban Economics";journal;"10959068
```

71(排序)/1111(期刊數量)=6%